

ASPROMUS®

9300N

Electrical Patient Lift & Transfer Chair

The innovative design makes transferring the patient from the bed to the chair a breeze!



ASPROMUS®

9000N

Electric Foldable Wheelchair Pro

Experience comfort and freedom



Aspromus Robotics Ltd

Email: contact@aspromus.com

Web: www.aspromus.com

Facebook: <https://www.facebook.com/aspromus>



Unique Features



Easy Fold



Light Weight



Precise Control



Safe & Reliable



Bluetooth Audio



Massage Heating

Products & Details



Quick Fold and Unfold



Electro-Magnetic Brakes

8cm
Charging Port
12°
Maximum slope
12 degree



Adjustable Backrest Angle

125°



Cushion With Heating (option)




Cushion With Ventilation System (option)



360° Smart Joystick

360°



Headrest Equipped With Stereo Bluetooth Speakers (option)



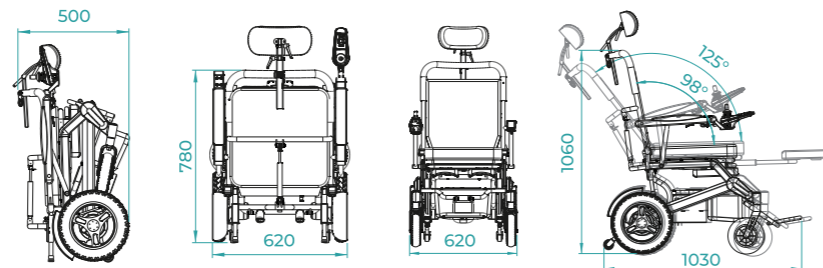
Manual and Electric Mode Switching



Larger Rear Wheel Design

12 inches
Solid tire

- Max.Speed 6km/h
- Range ≥16km
- Maximum slope ≤12°
- Motor specification DC 24V / 180W×2
- Charger output current DC24V , 3A max
- Packing Size 655×440×740mm




Products & Details



1

180° Degree easy to open and close



2

IP25 Waterproof

The chair has as a shower chair an IP25 waterproof rating and can be used as a shower chair directly into the bathroom without taking out the battery



4

Electric up & down

150kg Lifting Capacity, Lifting stroke 200mm



5

Foldable handle

The handle can be folded by a quick release clamp, reserving more space for daily activities



6

Triple Safety

The chair has safety belt and Safety-buckle and safety latch.

150Kg

The maximum load is 150Kg



17.7in

150Kg

- Weight 36kg
- Loading Capacity 150kg
- Actuator 24V/100W×2
- Battery 25.9V/2600mAh
- Waterproof Level IP25

